

CHOMPTASTIC DINOSAUR MASKS

Try these fun masks to get your little monsters stomping, chomping and having a roarsome time.

YOU WILL NEED:

- A printout of the dinosaur mask at A4 size
- Scissors
- Holepunch
- String or thin elastic
- Pencils or paints (if colouring in)

HOW TO DO IT:


1. Print out your dinosaur mask
2. Get creative and add colour to your mask, (colouring-in version only).
3. Cut it out nice and close to the edges
4. Cut out the eyes
5. Hole punch the sides of the mask.
5. Tie some string or elastic to the mask.
6. Fit the the mask on your little dinosaur.
7. Time for them to growl, stomp and chomp in true Jurassic style.



T-REX THE TERRIBLE!

How do you think you say this?

Tyrannosaurus
(Ti-ran-O-sawr-us)



mightyadventures.com


FACTOSAURUS

The largest T-Rex tooth ever found is 12 inches long.
That's as long as your school ruler.

IT'S TRICERATOPS TIME!

How do you think you say this?

Triceratops
(Try-SAIR-uh-tops)



mightyadventures.com


FACTOSAURUS

Triceratops actually only has two horns. The one on its nose is made of keratin, just like a pointy fingernail.

T-REX THE TERRIBLE!

How do you think you say this?

Tyrannosaurus
(Ti-ran-O-sawr-us)



mightyadventures.com


FACTOSAURUS

The largest T-Rex tooth ever found is 12 inches long.
That's as long as your school ruler.

IT'S TRICERATOPS TIME!

How do you think you say this?

Triceratops
(Try-SAIR-uh-tops)



mightyadventures.com

FACTOSAURUS

Triceratops actually only has two horns. The one on its nose is made of keratin, just like a pointy fingernail.